

## Test 1

### Task 1

*The table below gives information about rail transport in four countries in 2007.*

**Summarize the information by selecting and reporting the main features, and make comparisons where relevant.**

Write at least 150 words.

Country	Number of People using rail transport (not including metro)	Passenger kilometres per head of population	Cargo carried (billions of tons)
Malaysia	5.9	770	22.2
Canada	0.3	80	2820
China	27	1980	23.01
UAE	5.5	780	21.9

### Task 2

You should spend about 40 minutes on this task.

Write about the following topic:

*Some people think that professional athletes make good role models for young people, while others believe they don't.*

*Discuss both these points of views and give your own opinion.*

Write at least 250 words.

## Test 2

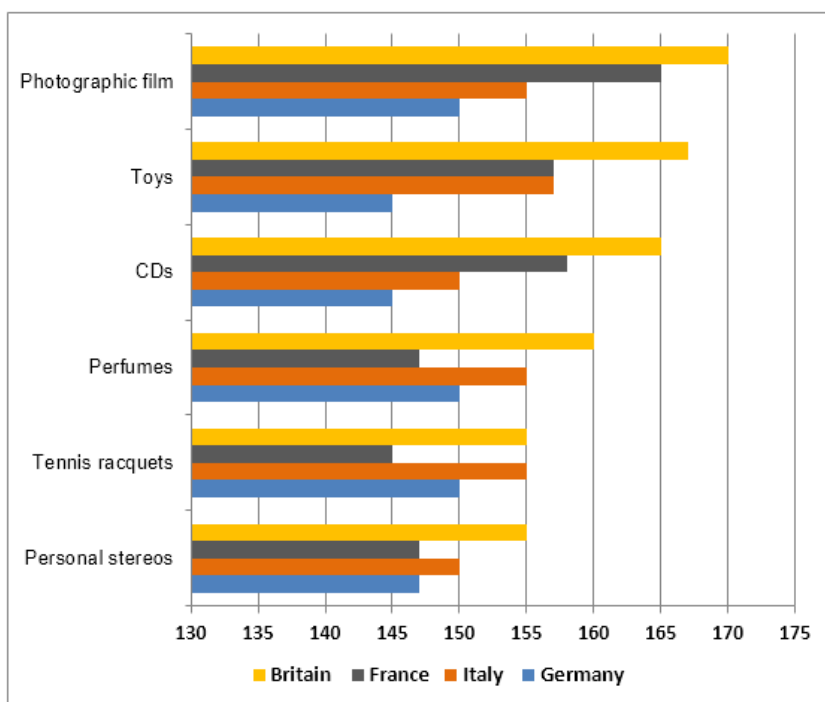
### Task 1

You should spend about 20 minutes on this task

*The graph below shows how money was spent on different forms of entertainment over a five-year period.*

*Write a report for a university lecturer describing the information shown below.*

Write at least 150 words.



### Task 2

You should spend about 40 minutes on this task.

Write about the following topic:

*In today's job market it is far more important to have practical skills than theoretical knowledge. In the future, job applicants may not need any formal qualifications.*

*To what extent do you agree or disagree?*

## Test 3

### Task 1

The table shows the worldwide market share of the mobile phone market for manufactures in the years 2005 and 2006.

Summarize the information by selecting and reporting the main features, and make comparisons where relevant.

Write at least 150 words.

#### Worldwide Mobile phone Sales in 2005 & 2006 (% share of market)

Company	2005 % Market share	2006 % Market share
Nokia	32.5	35
Motorola	17.7	21.1
Samsung	12.7	11.8
Sony Ericsson	6.3	7.4
L.G	6.7	6.3
BenQ Mobile	4.9	2.4
Others	19.2	16.2
TOTAL	100.0	100.0

### Task 2

You should spend about 40 minutes on this task.

Write about the following topic:

*People are living longer. Some people think that it causes big problems. Others, however, think the aging population has many advantages for business, government and for society in general.*

*Discuss both views & give your own opinion*

Write at least 250 words.

## Test 4

### Task 1

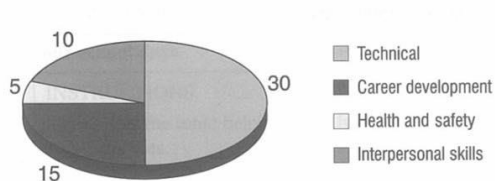
You should spend about 20 minutes on this task.

*The graph and pie chart below give information on in-house training courses in a large financial company.*

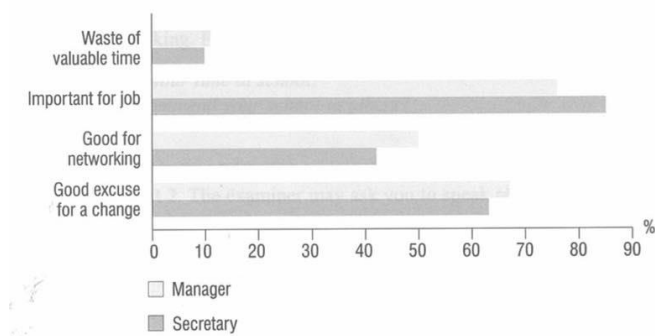
*Summarize the information by selecting and reporting the main features, and make comparisons where relevant.*

Write at least 150 words.

#### Training – hours per year



#### Office Workers' Attitude to Training



### Task 2

You should spend about 40 minutes on this task.

Write about the following topic:

*Some people say that what children watch on TV influences their behavior while others say the amount of time they spend watching TV influences their behavior. Discuss both views and give your opinion.*

Write at least 250 words.

## Test 5

### Task 1

You should spend about 20 minutes on this task.

*The table below shows the results of surveys in 2000, 2005 and 2010 about one university.*

*Summarize the information by selecting and reporting the main features, and make comparisons where relevant.*

Write at least 150 words.

Percentage of students giving good ratings for different aspects of a university			
	2000	2005	2010
Teaching quality	65	63	69
Print resources	87	89	88
Electronic resources	45	72	88
Range of modules offered	32	30	27
Buildings/teaching facilities	77	77	77

### Task 2

You should spend about 40 minutes on this task.

Write about the following topic:

*Some people believe that anyone can create art such as painting, poetry, music and so on. Others think that a person should have special abilities to create art. Discuss both views and give your opinion*

Write at least 250 words.

## Test 6

### Task 1

You should spend about 20 minutes on this task.

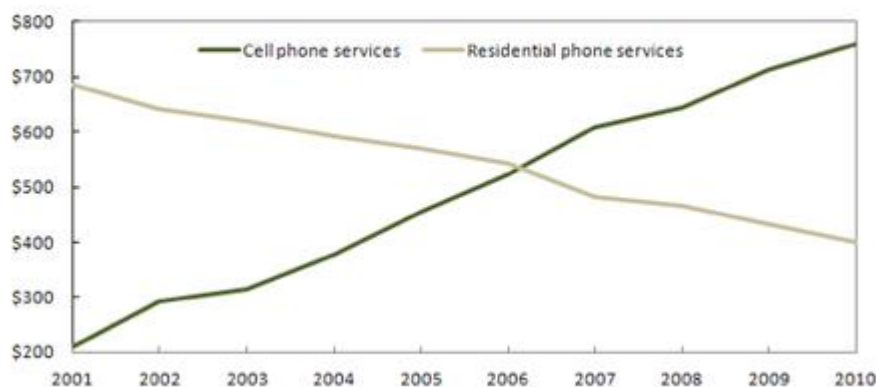
*The graph below shows US consumers' average annual expenditures on cell phone and residential phone services between 2001 and 2010.*

*Write a report for a university, lecturer describing the information shown below.*

*Summarize the information by selecting and reporting the main features and make comparisons where relevant.*

Write at least 150 words.

**Chart 1. Average annual expenditures on cell phone and residential phone services, 2001–2010**



SOURCE: U.S. Bureau of Labor Statistics, Consumer Expenditure Survey

### Task 2

You should spend about 40 minutes on this task.

Write about the following topic:

*The use of mobile phones has increased dramatically in recent years. What are the positive and negative effects of this trend?*

*Give reasons for your answer and include any relevant examples from your own knowledge or experience.*

Write at least 250 words.

## Test 7

### Task 1

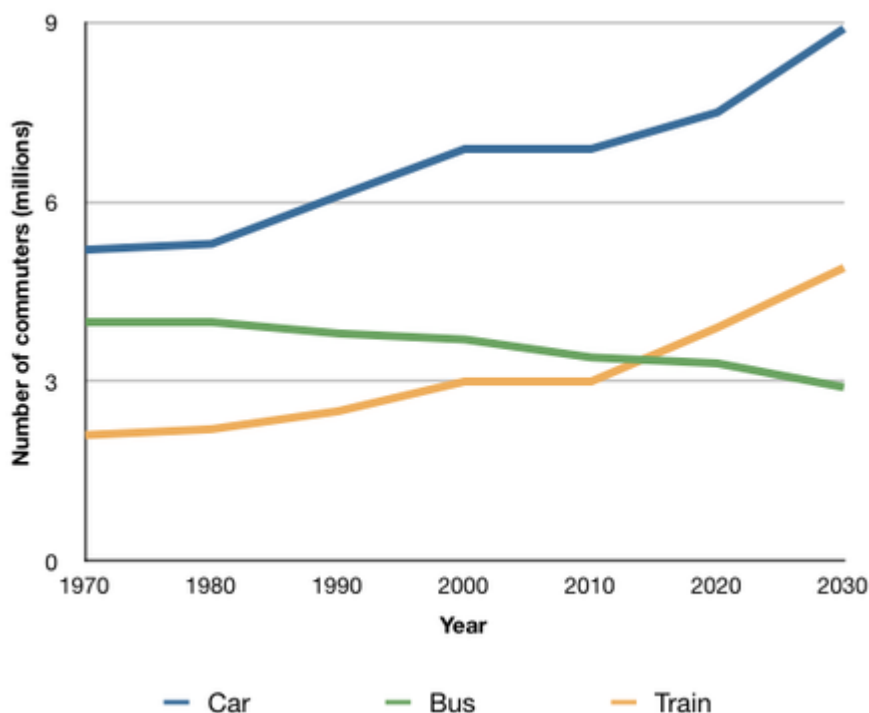
You should spend about 20 minutes on this task.

*The graph below shows the average number of UK commuters travelling each day by car, bus or train between 1970 and 2030.*

*Write a report for a university, lecturer describing the information shown below.*

*Summarize the information by selecting and reporting the main features and make comparisons where relevant.*

Write at least 150 words.



### Task 2

You should spend about 40 minutes on this task.

Write about the following topic:

*Film stars and music celebrities may earn a great deal of money and live in luxurious surroundings, but many of them lead unhappy lives. Do you agree?*

*To what extent is this the price they pay for being famous?*

Write at least 250 words.

## Test 8

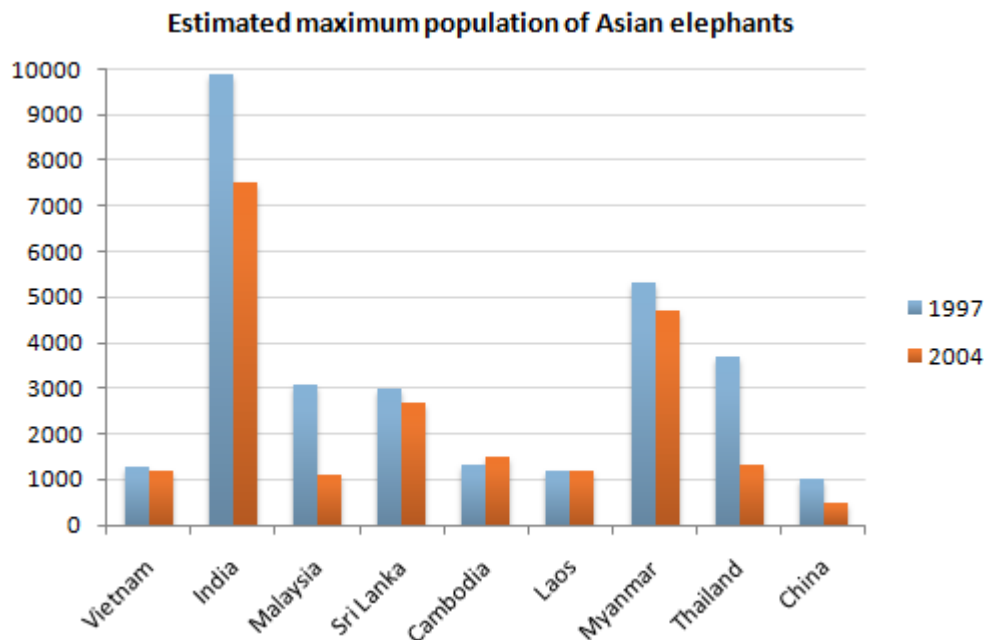
### Task 1

You should spend about 20 minutes on this task.

*The graph below shows the changes in maximum number of Asian elephants between 1994 and 2007.*

*Summarize the information by selecting and reporting the main features, and make comparisons where relevant*

Write at least 150 words.



### Task 2

You should spend about 40 minutes on this task.

Write about the following topic:

*Each year, the crime rate increases.*

*What are the causes of crime and what could be done to prevent this rise in criminal activity?*

Write at least 250 words.



## Test 9

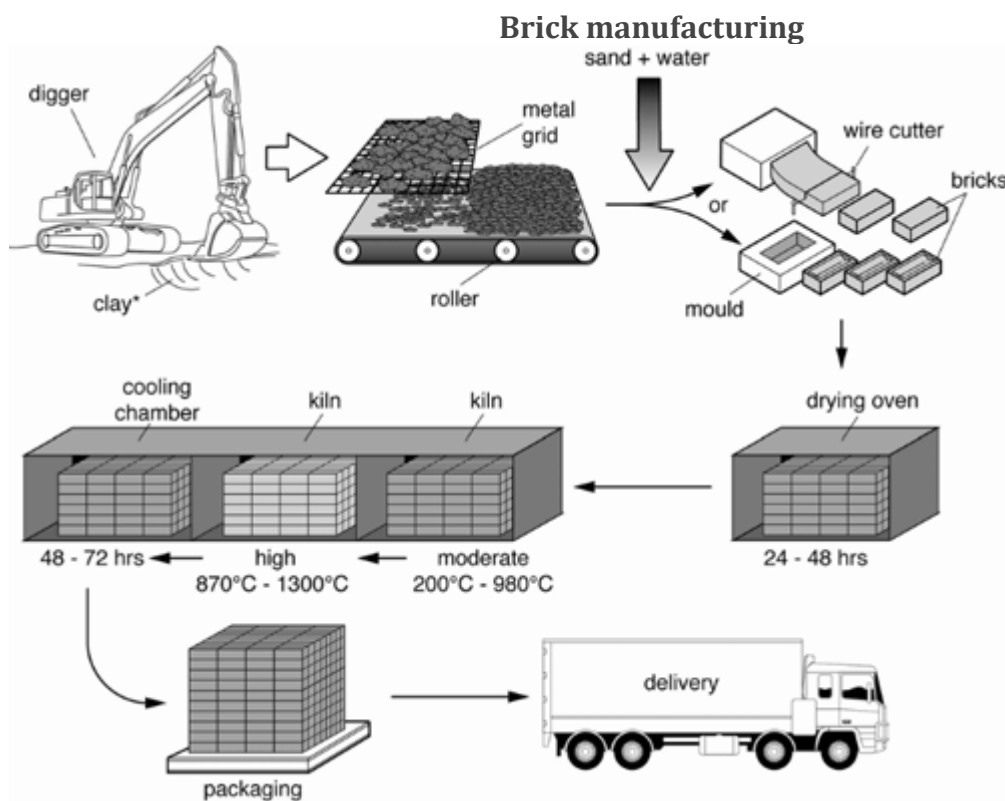
### Task 1

You should spend about 20 minutes on this task.

*The diagram below shows the process by which bricks are manufactured for the building industry.*

*Summarize the information by selecting and reporting the main features, and make comparisons where relevant.*

Write at least 150 words.



### Task 2

You should spend about 40 minutes on this task.

Write about the following topic:

*Many people believe that formal “pen and paper” examinations are not the best method of assessing educational achievement.*

*Discuss this view and give your own opinion.*

Write at least 250 words.

## Test 10

### Task 1

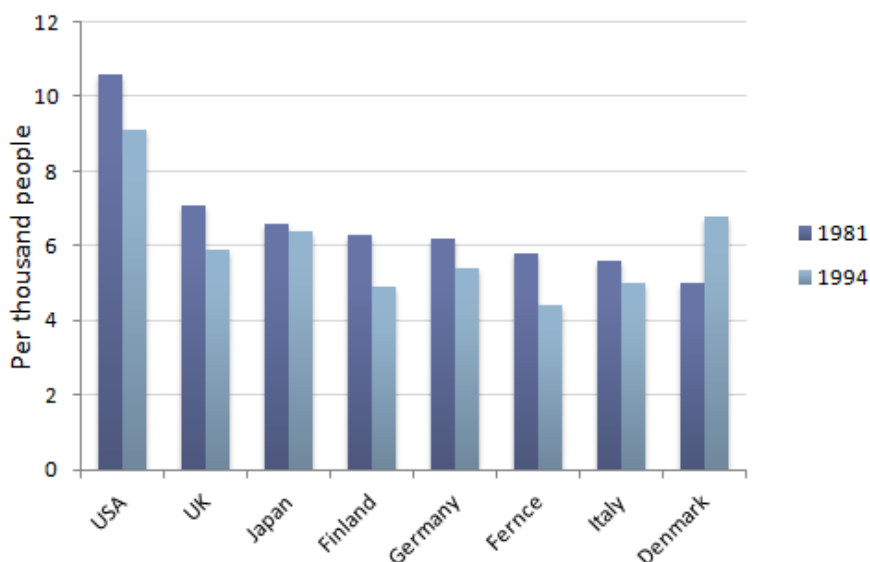
You should spend about 20 minutes on this task.

Write at least 150 words.

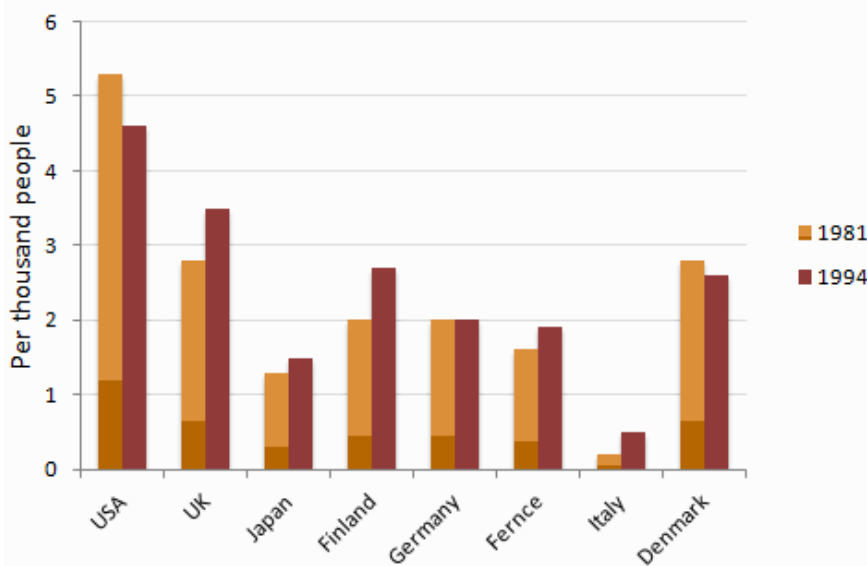
*The bar charts below show the Marriage and Divorce Statistics for nine countries in 1981 and 1994.*

*Write a short report for a university lecturer describing the information shown below*

**Marriage statistic**



**Divorce statistic**



## Task 2

You should spend about 40 minutes on this task.

Write about the following topic:

***In some countries an increasing number of people are suffering from health problems as a result of eating too much fast food. It is therefore necessary for governments to impose a higher tax on this kind of food.***

***To what extent do you agree or disagree with this opinion?***

Write at least 250 words.

**Hanoi:** Level 1, Ocean Park Building  
1 Dao Duy Anh, Dong Da District – (024) 3976 5268  
15-17 Ngoc Khanh, Ba Dinh District – (024) 3732 5303

**HCMC:** 226 Le Van Sy, Tan Binh District – (028) 3991 2999  
187 Vo Thi Sau, District 3 – (028) 3932 6202



[www.acet.edu.vn](http://www.acet.edu.vn)